



The belt grinders (BS) are available in more than ten models and are extremely suitable for intensive contact grinding, surface grinding, bevelling and deburring. The grinder belt with a standard size of 2000 x 75 mm or 2000 x 150 mm and a powerful 4 kW motor guarantees fast and problem-free work on big and broad surfaces. One of the available extra options is an integrated brake. There is also a belt grinder with a two-speed motor and an integrated brake for working on aluminium and stainless steel.



Key to codes

- BS** belt grinder
- 975** series 9000 / 75 mm
- 9150** series 9000 / 150 mm
- HD** heavy duty
- A** extraction
- B** brake
- B-2n** brake and 2-speed motor



BS 975HD 1~

NEW
1~

BS 975HD

3~

Voltage: 400/230V 3~ 50-60Hz

art. 007810

Power: 4 kW

Speed: 2800-3400 rpm

Belt size l x w: 2000 x 75 mm

BS 975HD

1~

Voltage: 230V 1~ 50-60Hz

art. 007815

Power: 3 kW

Speed: 2800-3400 rpm

Belt size l x w: 2000 x 75 mm

UK version art. 007816



BS 975A/HD 3~
with integrated dust extraction
Voltage: 400/230V 3~ 50-60Hz art. 007821
Power: 4 kW
Speed: 2800-3400 rpm
Belt size l x w: 2000 x 75 mm

BS 975A/HD-B 3~
with integrated dust extraction and brake
Voltage: 400/230V 3~ 50-60Hz art. 007825-B
Power: 4 kW
Speed: 2800-3400 rpm
Belt size l x w: 2000 x 75 mm



foot switch with emergency power cut off



2-speed motor

BS 975 A/HD-B-2n 3~
with integrated dust extraction, brake and 2-speed motor
Voltage: 400/230V 3~ 50-60Hz art. 007828-B-2n
Power: 4 kW
Speed: 2800-3400/1400-1700 rpm
Belt size l x w: 2000 x 75 mm



BS 9150HD

3~

Voltage: 400/230V 3~ 50-60Hz

art. 007832

Power: 4 kW

Speed: 2800-3400 rpm

Belt size l x w: 2000 x 150 mm

BS 9150HD-B

3~

with brake

Voltage: 400/230V 3~ 50-60Hz

art. 007835-B

Power: 4 kW

Speed: 2800-3400 rpm

Belt size l x w: 2000 x 150 mm



BS 9150HD-B-2n

3~

with brake and 2-speed motor

Voltage: 400/230V 3~ 50-60Hz

art. 007838-B-2n

Power: 4 kW

Speed: 2800-3400/1400-1700 rpm

Belt size l x w: 2000 x 150 mm



foot switch with emergency power cut off



2-speed motor



BS 9150A/HD 3~
with integrated dust extraction
Voltage: 400/230V 3~ 50-60Hz art. 007843
Power: 4 kW
Speed: 2800-3400 rpm
Belt size l x w: 2000 x 150 mm

BS 9150A/HD-B 3~
with integrated dust extraction and brake
Voltage: 400/230V 3~ 50-60Hz art. 007845-B
Power: 4 kW
Speed: 2800-3400 rpm
Belt size l x w: 2000 x 150 mm



BS 9150A/HD-B-2n 3~
with integrated dust extraction, brake and 2-speed motor
Voltage: 400/230V 3~ 50-60Hz art. 007848-B-2n
Power: 4 kW
Speed: 2800-3400/1400-1700 rpm
Belt size l x w: 2000 x 150 mm



foot switch with emergency power cut off



2-speed motor

Features

- Dutch quality product
- powerful 4kW motor
- thick-walled steelplate (4 mm)
- maximum use of grinding surface area
- low noise level
- easy-to-change abrasive belt
- vulcanised and balanced contact wheel and drive wheel
- adjustable working height
- completely assembled
- with cable, without plug
- 5 year warranty on motor



Dutch quality product



Powerful 4 kW motor with thermal overload protection



Switch with no-volt release and emergency stop



Fast tensioning and quick release for changing abrasive belt



Manual belt control with precision adjustment



Spring in motor bracket automatically creates uniform pressure on abrasive belt



Grooves in contact wheel for bigger contact surface




No tools needed to change contact wheel




Vulcanised and balanced contact wheel and drive wheel for optimum running properties



Maximum use of grinding surface area for surface grinding and deburring jobs



Easy-to-change abrasive belt




Grinding surface area with graphite strip for belt guiding


Features



Robust transverse construction




Extractor tunnel for transporting dust and swarf




Hardened grinding support



Spark catcher for swarf



Easily adjustable working height



Key-operated housing lock



**Thick walled steelplate, 4 mm
Completely assembled,
with cable**



**Double extraction fitted with
aluminium extractor hoses**

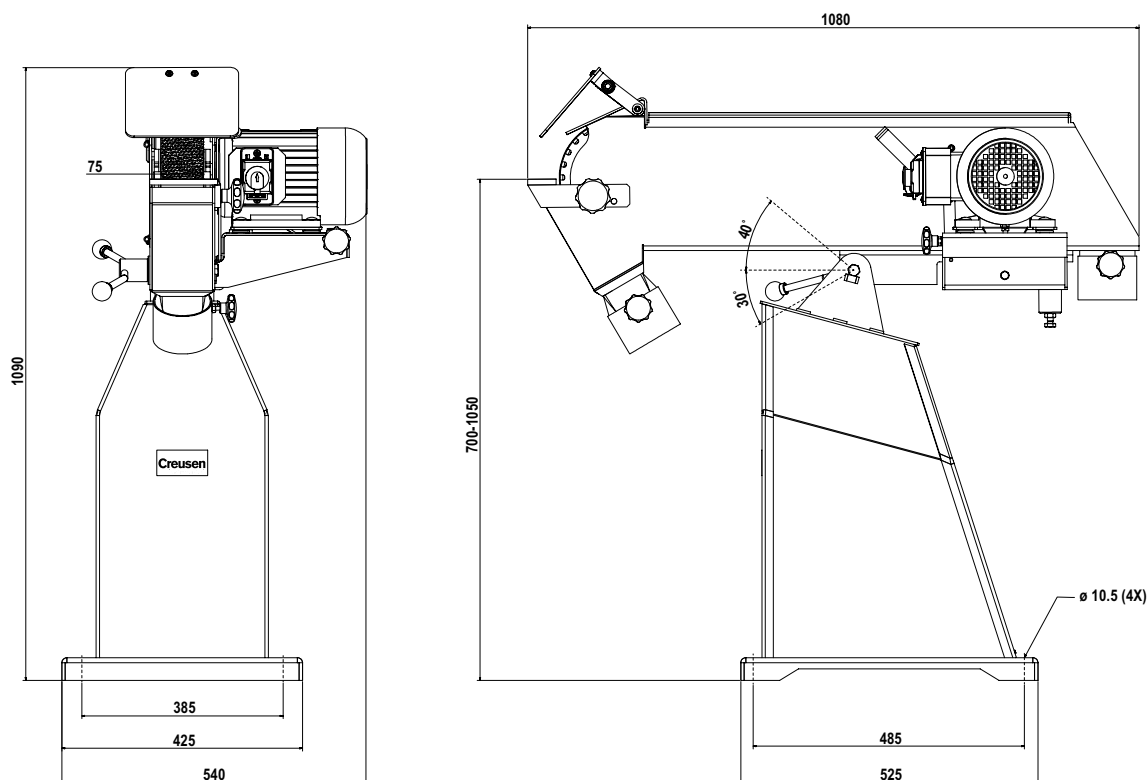


**Easy-to-change heat-resistant
filter in collector tray**



5 year warranty on motor

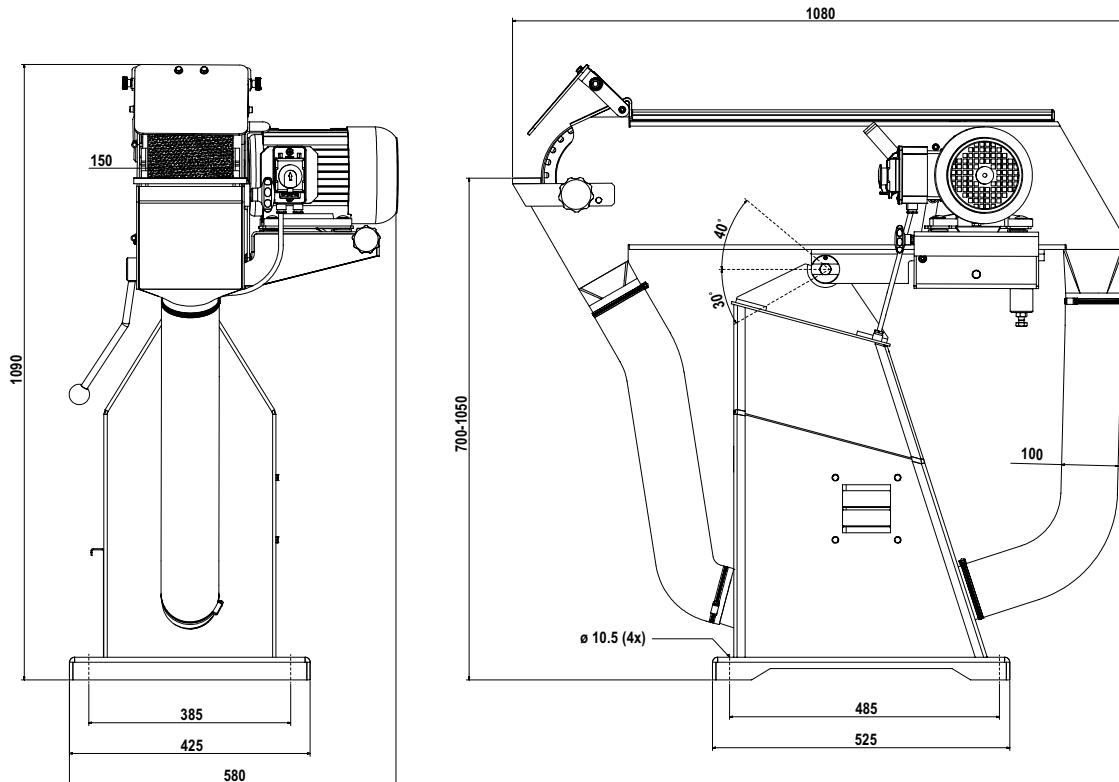
BS 975HD



Type	BS 975HD 3~	BS 975HD 1~	BS 975A/HD 3~	BS 975A/HD-B 3~	BS 975A/HD-B-2n 3~
Motor type	90L-2DKV/B3	90L-2WKV/B3	90L-2DKV/B3	90L-2DKV/B3	90L-2DKV/B3
Voltage (V)	400/230	230	400/230	400/230	400/230
Frequency (Hz)	3~	1~	3~	3~	3~
Power (kW)	50-60	50-60	50-60	50-60	50-60
Speed (rpm)	4	3	4	4	4
	2800-3400	2800-3400	2800-3400	2800-3400	2800-3400/ 1400-1700
Peripheral speed (m/s)	30	30	30	30	30/15
Belt size l x w (mm)	2000 x 75	2000 x 75	2000 x 75	2000 x 75	2000 x 75
Grit	80	80	80	80	80
Flat grinding surface (mm)	650 x 75	650 x 75	650 x 75	650 x 75	650 x 75
Contact wheel d1 x b (mm)	ø 200 x 75	ø 200 x 75	ø 200 x 75	ø 200 x 75	ø 200 x 75
Working height (mm)	700-1050	700-1050	700-1050	700-1050	700-1050
Noise level dB (A)	75	75	75	75	75
Weight (kg)	90	90	100	100	100
Extractor motor			N302	N302	N302
Power (kW)			0,18	0,18	0,18
Capacity m³/h			600	600	600
Hose connection ø (mm)			100	100	100
Filter size (mm)			290 x 250	290 x 250	290 x 250
Article number	007810	007815	007821	007825-B	007828-B-2n
UK version article number		007816			
Key to codes					
BS	belt grinder				
975	series 9000 / 75 mm				
9150	series 9000 / 150 mm				
HD	heavy duty				
A	extraction				
B	brake				
B-2n	brake and 2-speed motor				



BS 9150A/HD



Type	BS 9150HD 3~	BS 9150HD-B 3~	BS 9150HD-B-2n 3~	BS 9150A/HD 3~	BS 9150A/HD-B 3~	BS 9150 A/HD-B-2n 3~
Motor type	90L-2DKV/B3	90L-2DKV/B3	90L-2DKV/B3	90L-2DKV/B3	90L-2DKV/B3	90L-2DKV/B3
Voltage (V)	400/230	400/230	400/230	400/230	400/230	400/230
Frequency (Hz)	3~	3~	3~	3~	3~	3~
Power (kW)	50-60	50-60	50-60	50-60	50-60	50-60
Speed (rpm)	4	4	4	4	4	4
Speed (rpm)	2800-3400	2800-3400	2800-3400/ 1400-1700	2800-3400	2800-3400	2800-3400/ 1400-1700
Peripheral speed (m/s)	30	30	30/15	30	30	30/15
Belt size l x w (mm)	2000 x 150	2000 x 150	2000 x 150	2000 x 150	2000 x 150	2000 x 150
Grit	80	80	80	80	80	80
Flat grinding surface (mm)	650 x 150	650 x 150	650 x 150	650 x 150	650 x 150	650 x 150
Contact wheel d1 x b (mm)	ø 200 x 150	ø 200 x 150	ø 200 x 150	ø 200 x 150	ø 200 x 150	ø 200 x 150
Working height (mm)	700-1050	700-1050	700-1050	700-1050	700-1050	700-1050
Noise level dB (A)	78	78	78	78	78	78
Weight (kg)	100	100	100	110	110	110
Extractor motor				N302	N302	N302
Power				0,18	0,18	0,18
Capacity m³/h				600	600	600
Hose connection ø (mm)				100	100	100
Filter size				290 x 250	290 x 250	290 x 250
Article number	007832	007835-B	007838-B-2n	007843	007845-B	007848-B-2n
<div style="display: flex; justify-content: space-around; align-items: center;"> <div style="text-align: center;"> </div> <div style="text-align: center;"> </div> <div style="text-align: center;"> </div> <div style="text-align: center;"> </div> </div>						
Key to codes						
BS	belt grinder					
975	series 9000 / 75 mm					
9150	series 9000 / 150 mm					
HD	heavy duty					
A	extraction					
B	brake					
B-2n	brake and 2-speed motor					